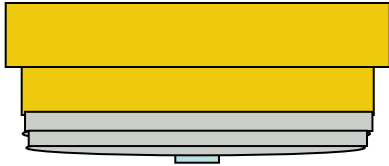


S1 Screen Configuration Experiment Conclusions

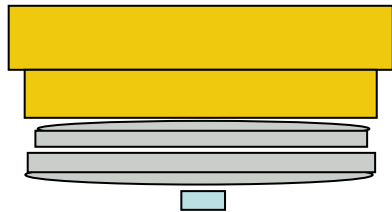


Configuration as shipped by La Spaziale

Large screen on top

Small screen on bottom

Both with rim up, screen side down



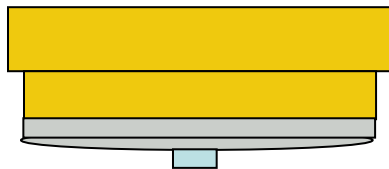
Exploded assembly of alternate configuration

Small screen inside large and upside down

relative to large screen and original orientation

That is small screen rim side down, screen side up and

Large screen rim side up, screen side down.



Actual look of above after assembly

The bolt sticks down farther in this configuration but the entire screen assembly does not.

After testing by several S1 users with various configurations of either screen separately or both together in all orientations, the above orientation seems optimal. Both screens seem to be required to minimize channeling. The screens fit together well in the 2nd orientation, above, while allowing use of more grounds than the original configuration. Kudos to Dan Kehn for discovering the final solution.